

Requirements For Denis who stands at 20 cm or 8” tall

- Sewing machine, matching threads, open toed foot if you have one, pins, sharp scissors.
- Hand sewing kit.
- Turning and Stuffing Tools - hemostats are also handy.
- Freezer paper (about .30 mtr) and pencil or pen, paper scissors.
- Strong thread.
- Good bouncy stuffing (blown fibre)
- Poodle cloth or similar for main body, (.30 will make 2 donkeys)
- Contrast fabric, (wool is good) or your choice. This is for body gusset, inner ears, nose and hoofs.
- Long chenille sticks, about 12
- Weighting material for bottom of body, this is optional but he sits better with it in.
- Long fur fabric or Tibetan Lambs wool for head and tail, (you only need a small piece)
- Small pieces of black and white felt for eyes and something for contrast on nose.
- Black felt pen to outline around eyes.

Denis the Donkey

Designed by Jill Maas

Slightly Weathered Ladies and More



Conditions of sale/use

You may make and sell 15 dolls per from this pattern (giving credit to the designer of course)

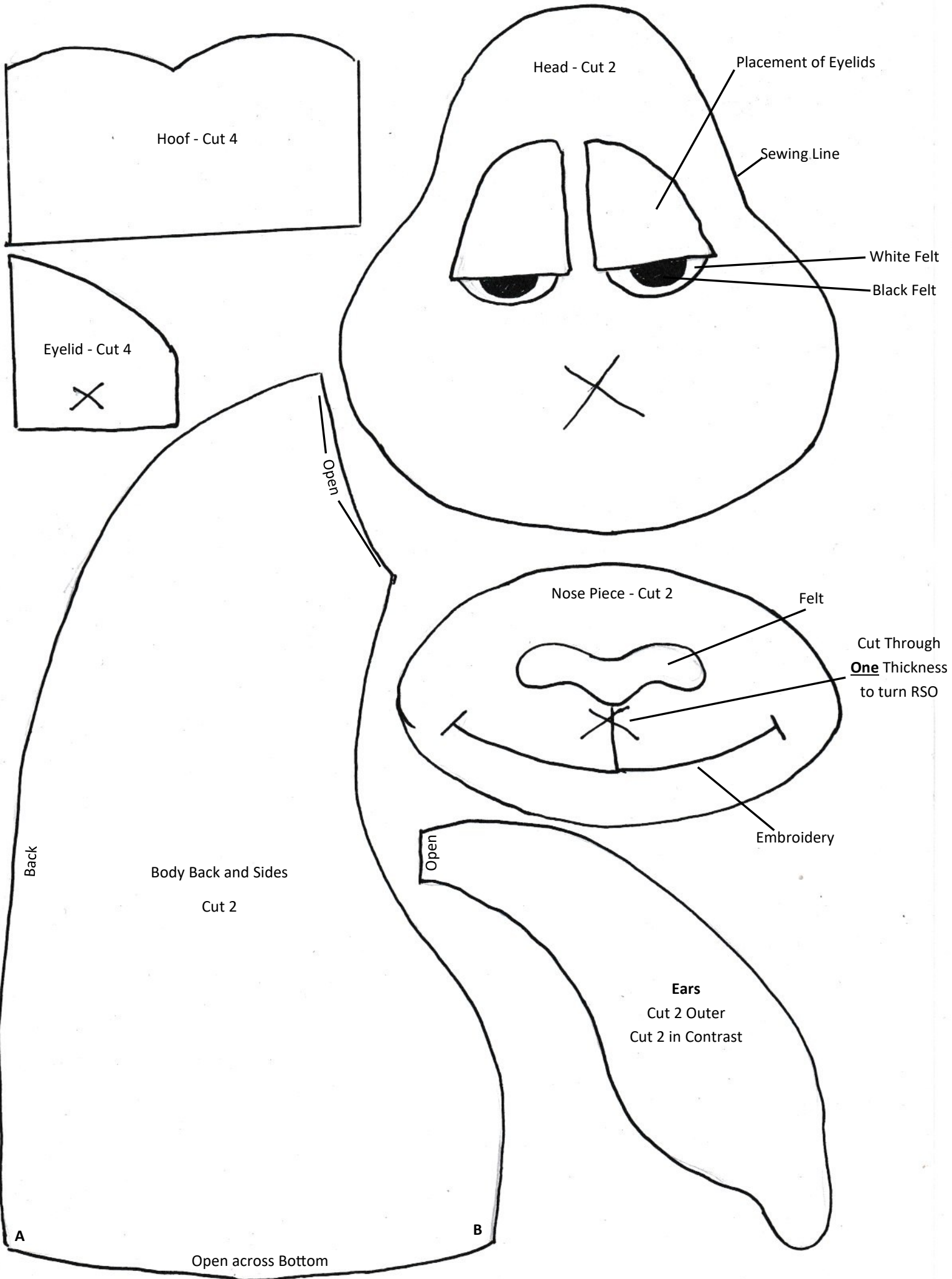
This pattern may not be taught or copied without the express consent of the designer

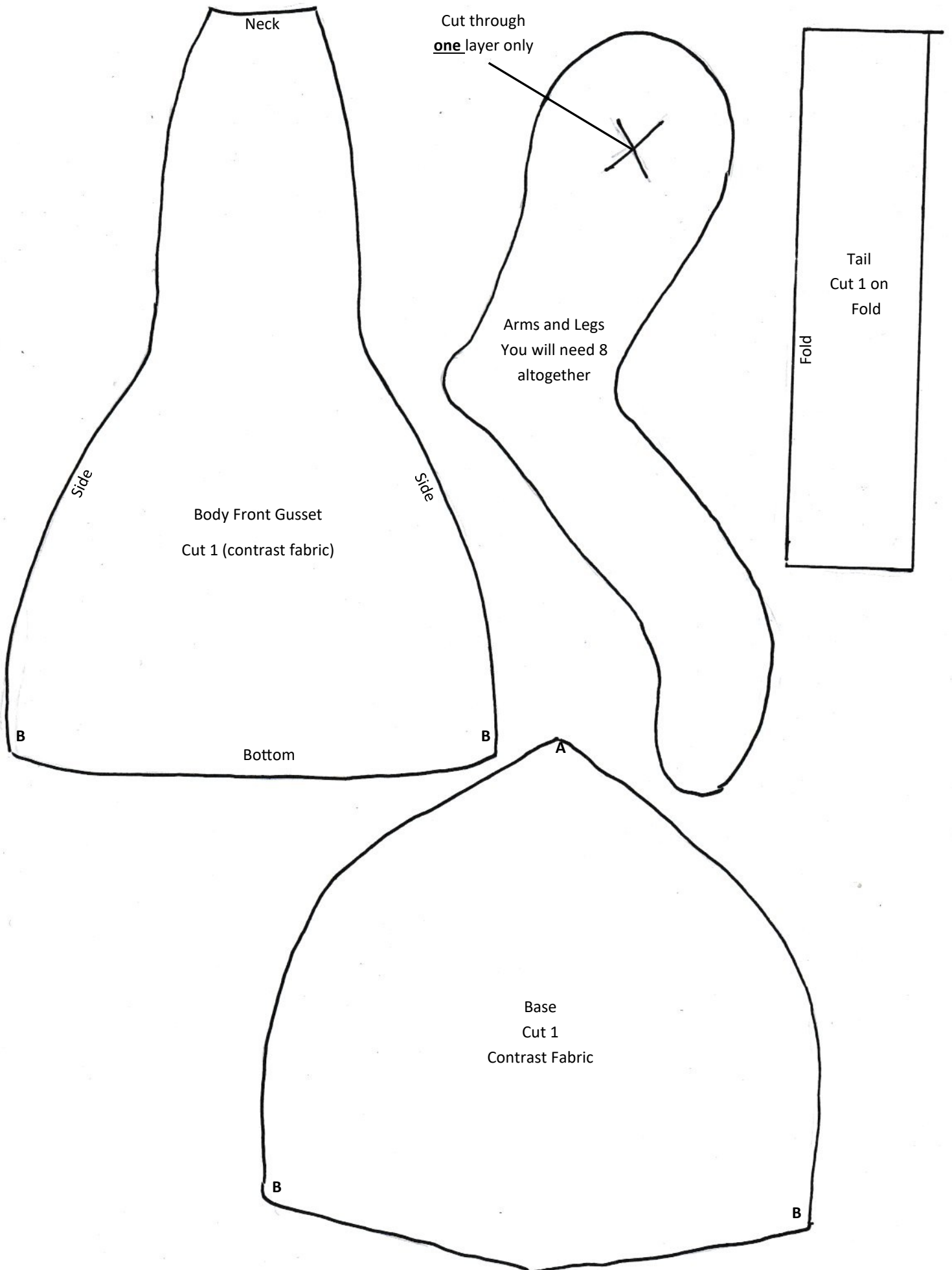
Copyright jill maas © 2024 www.slightlyweatheredladies.com

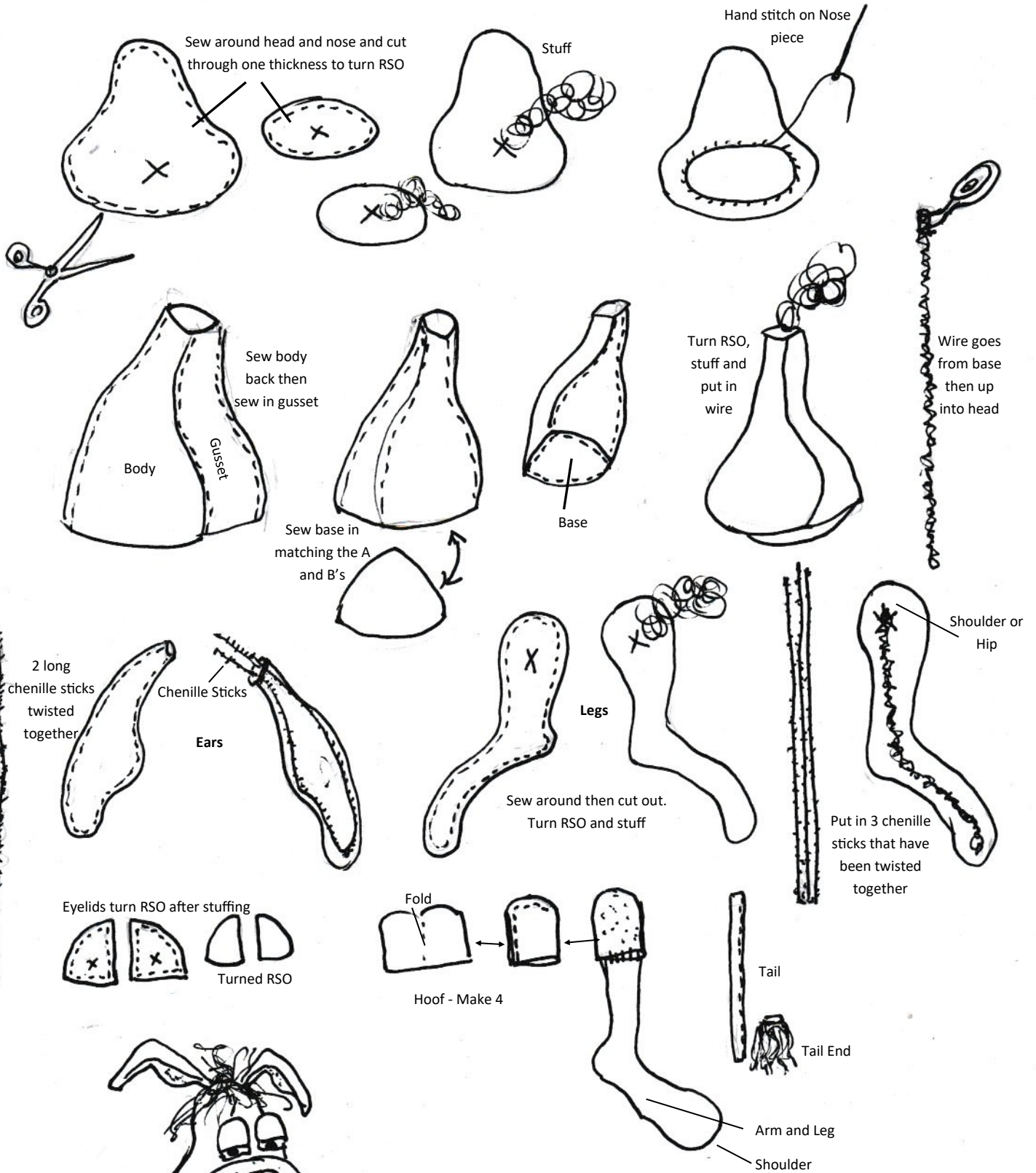
Denis was born in Ethiopia, his mother is Mapel and his father Bernie. He works at a beach resort during the day and is a night club dancer at night.

He has nearly earned enough to buy a blanket woven with gold threads, this will give him status amongst his peers.

Donkeys are known to be intelligent and Denis is no exception, he has learnt to read Arabic and speak Spanish.







For ears, place RST of 2 fabrics and iron on freezer paper pattern on back and sew around before cutting out. Turn RSO and pop in the 2 chenille sticks (that have been twisted together) so you can bend the ears - no stuffing required
 Eyelids: Sew right around, turn RSO by cutting a small hole through 1 layer of fabric. Make sure you have a right and left hand one.. Press and sew in place after you've sewn or glued the white and black felt in place - so he can see!